



JILONG  
Since 1993

# 280E All-rounder

Middle Trunk Line Fusion Splicer



Automatic  
welding heating



Functional  
all-rounder



Tool-less electrodes  
replacement



6800mAh High  
capacity battery





## Feature Description

- 4 Motors real core alignment
- Auto splice & auto heat function
- Fully ruggedized for shock, dust, and moisture
- 3-Year extended warranty
- Electrode life around 5000 times(Replaceable)
- Tool-less electrodes replacement
- 6800mAh High capacity battery with 300 splices&shrinks per charge



## Main Features



Durable ceramic fiber pressure heads



Mirror design makes uniform light path



Special designed V-groove



Fast-splicing 8s  
Fast-heating 18s



The electrodes can be replaced by screwing it gently without tools



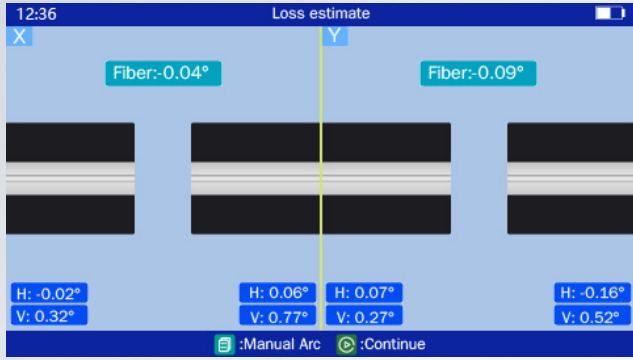
Special 3-in-1 fiber holder

## 3-IN-1 Fiber Holder

Fiber holder suitable for Bare Fiber/ 3.0mm, Jump Fiber/ Pigtail and Fiber/Rubber-insulated fiber cable



# Real core alignment



Fast-splicing 8s



Fast-heating 18s

# 6800mAh

High capacity Li-battery



6800mAh capacity battery



300 splices & shrinks per charge

## High Expansibility fiber optic cleaver operating platform design

Support the placement of cleaver operating platform, do cleaving and splicing work in one step

Invention patent application number 202210544729.X

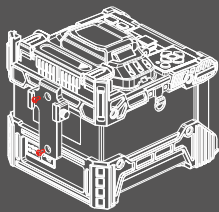
Utility model patent application number 202221202906.8

(The console needs to be bought separately)



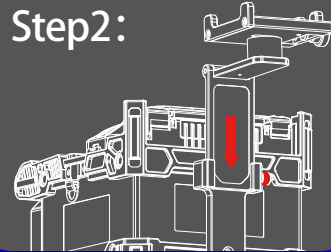
## Installation instructions of fiber optic operating platform

Step 1:



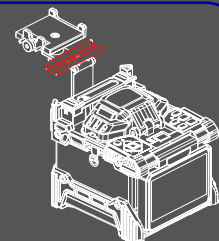
Fasten the fixing base to the back of the splicer with screws

Step 2:



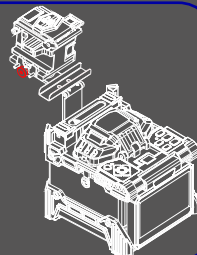
Insert the support frame into the socket of the base, adjust it to a proper height, and tighten the screws

Step 3:



Place the cooling tray on the support frame, and make its hole position coincide with the point position on the support plate

Step 4:



Place the fiber cleaver on the operating table, adjust the depth of the screw to make the rubber pad and the cleaver completely fit

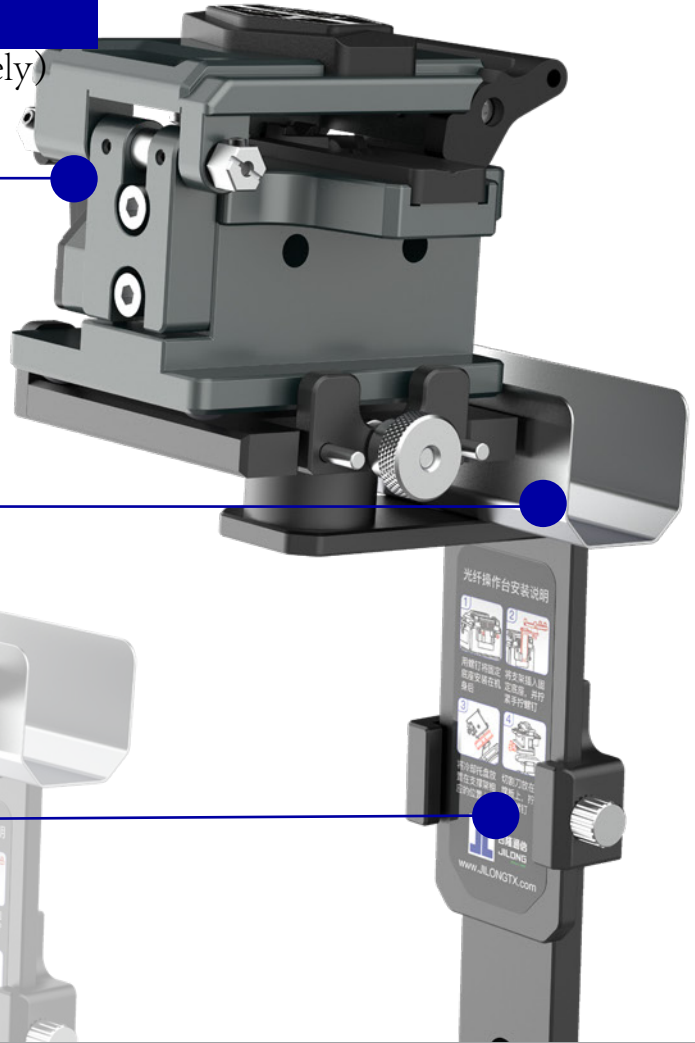
# Introduction of fiber optic cleaver operating platform

(The console needs to be bought separately)

Suitable for different models fiber optic cleavers

Cooling tray can be placed

Highly scalable



Shock and fall proof



Shock and fall proof



# Specification

Splice Method	Core Alignment
Applicable Fibers	SM(ITU-T G.652&G.657) / MM(ITU-T G.651) / DS(ITU-T G.653) / NZDS(ITU-T G.655)
Compatible Fiber/ Cable	0.25~3.0 mm / Rubber-insulated fiber cable
Fiber Holder	Replaceable universal fiber holder
Fiber Diameter	Cladding:80~150μm, Coating: 100~1000μm
Fiber Cleave Length	8~16 mm
Splice Mode	Max 128 modes
Typical Splice Loss	SM: 0.02dB / MM: 0.01dB / DS: 0.04dB / NZDS: 0.04dB / G.657: 0.02dB ★①
Return Loss	>>60dB
Splicing Time	SM Quick mode: 8 sec/ SM Average: 10 sec
Estimated Splice Loss	Available
Heating Time	Quick mode 18 sec.(SM G652 250μm 40mm Sleeve) adjustable★②
Protection Sleeve Length	20mm, 30mm, 40mm, 50mm, 60mm
Heat Programs	Max 32 modes
Battery Capacity	6800mAh Battery Capacity, Typical 300 Cycles (Splice&Heat) per Charge ★③
Electrode Life	5000 arcs, can be extended by using an electrode grinder ★④
Auto-start	Splice / Heating
Automatic Fiber Identification	/
Automatic ARC Identification	Automatic arc calibration by air pressure and temperature
Results Storage	The last 10,000 splice records and 2,000 result images
Tension Test	1.96~2.25N
Operating Condition	Altitude: 0~5000m, 0~95% relative humidity, -20~50°C, Max Wind 15m/s
Storage Condition	0~95% relative humidity, -20~60°C
Display	4.3" color high resolution (800 x 480) display
Fiber Magnification	X, Y, XY, X/Y : 320X Magnification
Power Supply	AC Input 100~240V, DC Input 9~14V
Terminal	USB2.0
Weight	1.6kg without battery / 1.9kg with battery
Size	143H x 136W x 155D mm (including rubber bumper)

★① With identical fibres(in room temperature). Measured by cut-back method relevant to ITU-T and IEC standards.

★② 0.25mm fiber, may vary depending on the battery status and operating environment.

★③ Splice & Heat cycles based on 40mm shrink tube

★④ Electrode life may vary depending on the operating environment.

## Product Display



## Packing List



- |                                       |                         |                               |                                     |
|---------------------------------------|-------------------------|-------------------------------|-------------------------------------|
| ① High Precision Fiber Cleaver KL-22F | ② Work Table Carry Case | ③ Fiber Cleaning Wipes (FOCW) | ④ Splicing protector sleeves FPS-40 |
| ⑤ Alcohol bottle                      | ⑥ Fiber Stripper CFS-3  | ⑦ Flat Cable Stripper FTS-01  |                                     |
| ⑧ Fusion splicer                      | ⑨ Power charger         | ⑩ Cooling Tray                | ⑪ Battery Pack 6800mAh BTR-68S      |

## Contact us

HEAD OFFICE: Nanjing Jilong Optical Communication Co., Lt  
 Add: 12F, Changfeng Technology Building 2, NO.14 Xinghuo Rd, Pukou District  
 Nanjing, Jiangsu, 210032, China  
 Web: [www.JILONGOT.com](http://www.JILONGOT.com)  
 Mail: [info@jilongot.com](mailto:info@jilongot.com)  
 TEL: +86 25 58880885



Focus on official website for more